









Futurescapes'17

Futurescapes'16 Recap



- Futurescapes'16 was conducted last year on the eve of Children's Day across all JSW schools
- The students were divided into 3 groups and the theme for last year were:
 - 3- 5 Std (Primary): Your dream room
 - 6-8 Std (Secondary): Your Dream Home
 - 9-12 Std (High school): Dream Factory
- Support of each school in executing the competition, resulted in active participation by over 7000 children.
- 31 winners were declared from all the shortlisted painting by the esteemed jury at JSW centre.

Futurescapes'16 Glimpses



Futurescapes'17



- To rekindle the excitement this year, Futurescapes Painting competition will be held across all JSW Schools to capture the aspiration and imagination of the young generation in sketches, illustrations and art that provides insights and understanding on how they think
- We propose to organise the competition across all JSW schools on the eve of Children's day
- This year in addition to the painting competition for the three groups (similar to last year) we propose to have a group art work competition "Go Green" – the details of which follows

Theme for Futurescapes'17



Stage	Class	Theme
Primary	3-5	My favourite festival
Secondary	6-8	My favourite holiday/vacation
High School	9-12	My favourite colours
Group Task : Creative Re-cycling	6-12	Go Green



Painting competition

Theme Brief and Execution Plan

Theme 1: My Favourite Festival

Primary: Class 3-5

Brief
Festivals are occasions for celebrations and coming together. It will be interesting to see children's colourful expression of innovative ways of decorating different festivals .



Theme 2: My Favourite Holiday/Vacation

Secondary : Class 6-8



Brief

Every child has fond memories of visiting places during their vacations. Let children paint the picture of their favourite holiday/vacation or picnic. It will be interesting to see the expression of their fond memories in colours.



Theme 3: My Favourite colours

Primary: Class 9-12

Brief

Each Child has his/her favourite set of colours let them express these colours, in their best imaginative manner /style. Colours which they would want to use to decorate wall, toys, scenery, or anything in the world. This will help us draw references on the colours combination , texture art etc.





Execution plan for Painting Competition

1) Readiness/preparation before the competition

- Finalise the date of competition and share the same with us along with number of participants in each segment.
- Respective school to announce the competition theme and align respective class/art teacher.
- School to print and install the poster locally for the competition communication (Artwork of which will be sent to the schools on 6th November 2017).
- Schools to arrange A3 size white drawing sheet for each students.
- Students to get their own colour sets.

Execution plan for Painting Competition



2) On the day of painting competition

- School to decide on the competition timing and venue
- Duration of painting competition is 3 hrs
- Student to write their name, roll number, school and class at the back of the sheet and Teacher to ensure at the time of submission
- School to click minimum 3 pictures of each class, during the competition



Execution plan for Painting Competition

3) Post competition

- Each school to shortlist top 10 painting from each class segment (total 30), of all the participants except Vidyanagar and Shankarhill to shortlist 30 (total 90 since the strength of students is high).
- School to ensure respective school name and address is mentioned while couriering to centre
- School to courier all shortlisted paintings to JSW centre in the name of
“ Tushar Saxena JSW Paints Marketing team 3RD Floor ”
- **Ensure that the shortlisted entries reach at the above address (within 10 days of completion but not later than 25th November 17)**
- All the shortlist entries will be sent back to the school for organising a exhibition at the Club house of the location
- The winners to be felicitated during the Annual day of the respective school



Group Activity: Go Green

Theme Brief and execution plan

Go Green Group activity brief



Class 6-12

Brief

With initiative such as “Swachh Bharat” it is important to teach the kids young and create awareness on the subject of go green which is caring and protecting the environment for a better world tomorrow. The group activity is to reuse discarded domestic items and convert into art. Some ideas for reference are shown as below

1. Reuse of Electronic CD



2. Reuse of plastic material





Execution plan for Group activity – Go Green

1) Readiness/preparation

- Student from class 6-12 will participate in this competition and will be a 5 days activity
- School to make 5 groups of 5 students each
- The school to identify and select students for the groups from different classes with the help of the Art/craft teacher basis their creative art ability
- School to ensure there is a proper mix of student in each group to maintain uniformity
- Each group to identify different discarded domestic material, think of a recycle idea and create
- Each group to unite in the school and create the art within these 5 days
- Students to get their own material

Execution plan for Group activity – Go Green



2) On the day of competition

- Each group to submit the project on the day of the Painting Competition
- Each group needs to present the project on various aspects such as choosing of material and the creative idea.
- At the time of submission of their work teacher to ensure each group also submits names, roll numbers, school and class of all the participants.



Execution plan for Group activity – Go Green

3) Post activity

- Each school to shortlist the best two projects out of the five projects
- The assessment should be on identification of material, recycle idea, creativity , relevance of use and final overall look of the project.
- School to send the shortlisted group work to JSW centre with all details like School name, Participants name , class and a roll number addressed to
“Tushar Saxena JSW Paints Marketing team 3rd Floor”
- In case of any issue in terms of couriering the artwork please let us know

Important Dates



Nov 2 – Futurescapes details to be sent to each school

Nov 3 – Concall with schools to brief

Nov 6 – Creative – mailer/ poster to sent

Nov 14 – Competition

Last date for Receiving the Shortlist at JSW centre : 25th of November

Expected date for announcing the winners :Nov 30th

Annual day – Prize distribution as per calendar

Exhibition at location - as per calendar



Thank You